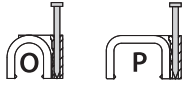


CABLE CLIP WITH DRIVEN NAIL

 NORM PN-EN 61914

 White

 Brown

 Black

Type of cable O - round P - flat	Nail dimension length / diameter	📦 # 100	📦 # 50	📦 # 25	📦 # 50	📦 # 25	📦 # 100	
3 mm	O	18 / 2	H.7001A	H.7001A-50	H.7001A-25	H.7001B-50	H.7001B-25	-
4 mm	O	18 / 2	H.7002A	H.7002A-50	H.7002A-25	H.7002B-50	H.7002B-25	H.7002C
5 mm	O	18 / 2	H.7003A	H.7003A-50	H.7003A-25	H.7003B-50	H.7003B-25	-
6 mm	O	20 / 2	H.7004A	H.7004A-50	H.7004A-25	H.7004B-50	H.7004B-25	H.7004C
7 mm	O	20 / 2	H.7005A	H.7005A-50	H.7005A-25	H.7005B-50	H.7005B-25	H.7005C
8 mm	O	20 / 2	H.7007A	H.7007A-50	H.7007A-25	H.7007B-50	H.7007B-25	H.7007C
10 mm	O	25 / 2	H.7008A	H.7008A-50	H.7008A-25	H.7008B-50	H.7008B-25	H.7008C
12 mm	O	25 / 2	H.7009A	H.7009A-50	H.7009A-25	H.7009B-50	H.7009B-25	H.7009C
14 mm	O	30 / 2	H.7017A	H.7017A-50	H.7017A-25	H.7017B-50	H.7017B-25	-
YDYp 2x1 6/4	P	18 / 2	H.7010A	H.7010A-50	H.7010A-25	H.7010B-50	H.7010B-25	-
YDYp 3x1 8/4	P	18 / 2	H.7011A	H.7011A-50	H.7011A-25	H.7011B-50	H.7011B-25	-
YDYp 2x1,5 7/5	P	20 / 2	H.7012A	H.7012A-50	H.7012A-25	H.7012B-50	H.7012B-25	H.7012C
YDYp 2x2,5 8/6	P	20 / 2	H.7013A	H.7013A-50	H.7013A-25	H.7013B-50	H.7013B-25	H.7013C
YDYp 3x1,5 10/6	P	20 / 2	H.7014A	H.7014A-50	H.7014A-25	H.7014B-50	H.7014B-25	H.7014C
YDYp 3x2,5 13/7	P	20 / 2	H.7018A	H.7018A-50	H.7018A-25	H.7018B-50	H.7018B-25	H.7018C
OMYp 2x0,5 5/3	P	18 / 2	H.7015A	H.7015A-50	H.7015A-25	H.7015B-50	H.7015B-25	-
SMYp 2x0,75 5/4	P	18 / 2	H.7016A	H.7016A-50	H.7016A-25	H.7016B-50	H.7016B-25	-




Cable clips with driven nails for round and flat cross-sections enable simple and quick installation of cables to building walls.

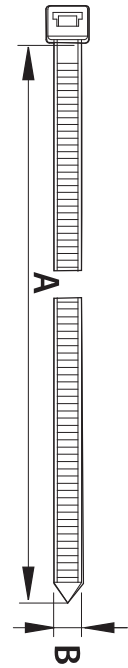


CABLE TIES

HALOGEN FREE

 NORM PN-EN 62275

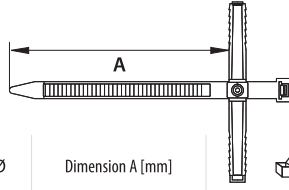
 White	 Black	Type	Dimension A	Dimension B	 #
H.7251	H.7251B	100 / 2,5	100	2,5	100
H.7252	H.7252B	120 / 2,5	120	2,5	100
H.7254	H.7254B	160 / 2,5	160	2,5	100
H.7256	H.7256B	140 / 3,6	140	3,6	100
H.7263	H.7263B	150 / 4,8	150	4,8	100
H.7255	H.7255B	200 / 2,5	200	2,5	100
H.7257	H.7257B	200 / 3,6	200	3,6	100
H.7265	H.7265B	200 / 4,8	200	4,8	100
H.7266	H.7266B	250 / 4,8	250	4,8	100
H.7259	H.7259B	300 / 3,6	300	3,6	100
H.7268	H.7268B	300 / 4,8	300	4,8	100
H.7283	H.7283B	350 / 4,8	350	4,8	100
H.7261	H.7261B	370 / 3,6	370	3,6	100
H.7274	H.7274B	370 / 7,6	370	7,6	100
H.7271	H.7271B	430 / 4,8	430	4,8	100
H.7276	H.7276B	550 / 7,6	550	7,6	100





CABLE MOUNTING CLIP

 NORM PN-EN 61914

Cable mounting clip




Catalogue Number	Type	Assembly aperture Ø	Dimension A [mm]	 #
H.7206A	UM 6	6 mm	75	25
H.7206	UM 6	6 mm	75	50
H.7203	UM 8	8 mm	75	100
H.7204A	UM 10	10 mm	130	25
H.7204	UM 10	10 mm	130	50



USMO CABLE MOUNTING CLIP


 NORM PN-EN 61914


USMO cable mounting clip

Catalogue Number	Type	Cable diameter	Drill diameter	 #
H.7309	USMO 6	6 mm	8 mm	100
H.7309-600	USMO 6	6 mm	8 mm	600
H.7310	USMO 8	8 mm	10 mm	100
H.7310-400	USMO 8	8 mm	10 mm	400
H.7303	USMO 10	10 mm	12 mm	100



USMO cable mounting clip


Catalogue Number	Type	Cable diameter	Drill diameter	 #
H.7317	USMO 14	12-14 mm	6 mm	50
H.7317-25	USMO 14	12-14 mm	6 mm	25
H.7318	USMO 20	16-20 mm	6 mm	50
H.7318-25	USMO 20	16-20 mm	6 mm	25



USMP CABLE MOUNTING CLIP


 NORM PN-EN 61914


USMP cable mounting clip

Catalogue Number	Type	Cable diameter	Drill diameter	 #
H.7311	USMP 2	2 x 2,5 mm	6 - 7 mm	100
H.7313	USMP 3	3 x 2,5 mm	6 - 7 mm	100
H.7313-300	USMP 3	3 x 2,5 mm	6 - 7 mm	300
H.7315	USMP 4	4 x 2,5 mm	6 - 7 mm	100
H.7316	USMP 5	5 x 2,5 mm	6 - 7 mm	100
H.7316-250	USMP 5	5 x 2,5 mm	6 - 7 mm	250





USMP - bis cable mounting clip

Catalogue Number	Type	Cable diameter	Drill diameter	 #
H.7314	USMP 3 - bis	2 x 3x2,5 mm	6 - 7 mm	100
H.7314-250	USMP 3 - bis	2 x 3x2,5 mm	6 - 7 mm	250



USMP3 H cable mounting clip

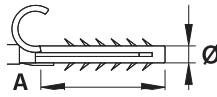
Catalogue Number	Type	For flat cables	Drill diameter	 #
H.7313HP	USMP3 H	YDYp 3x1,5 / 3x2,5mm ²	6 - 7 mm	100
H.7313HP-300	USMP3 H	YDYp 3x1,5 / 3x2,5mm ²	6 - 7 mm	300





CABLE MOUNTING CLIP

 NORM PN-EN 61914

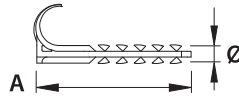
HUK cable mounting clip




Catalogue Number	Type	Assembly aperture Ø	Dimension A	 #
H.7200	fi 8	8 mm	36 mm	100
H.7201	fi12	12 mm	48 mm	100



UWR Push-in cable mounting clip



Catalogue Number	Type	Max pipe Ø	Dimension A	Assembly aperture Ø	 #
H.7209	UWR12	10-12 mm	51,4 mm	6 mm	100
H.7210	UWR16	14-16 mm	47 mm	6 mm	100
H.7211	UWR20	16-20 mm	43,2 mm	6 mm	100




SINGLE AND DOUBLE CONNECTION CLIPS

 NORM PN-EN 61914

Material: modified high-density polyethylene, white

Single and double connection clips


- Use – mounting in substrates: plain concrete, cell concrete, full ceramic brick, ceramic hollow block


Catalogue No.	Type	Max pipe Ø	L	Assembly aperture Ø	 #
H.7332	Single	14-25 mm	80 mm	10 mm	100
H.7333	Double	14-25 mm	97 mm	10 mm	100



Single and double connection clips with a dowel

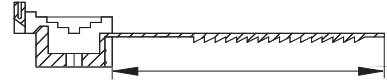
- Purpose – mounting in substrates: non-cracked concrete (compression zone), full ceramic brick, cell concrete, clinker, stone

Catalogue No.	Type	Max pipe Ø	L	Assembly aperture Ø	 #
H.7334	Single with dowel	14-25 mm	80 mm	6 mm	100
H.7335	Double with dowel	14-25 mm	80 mm	6 mm	100




CABLE STRAP CLIP

 NORM PN-EN 61914




Cable strap clip

Catalogue Number	Type	Max. cable Ø	Dimension A	 #
H.7202A	UP-22	22 mm	65 mm	25
H.7202	UP-22	22 mm	65 mm	100
H.7207A	UP-30	30 mm	100 mm	25
H.7207	UP-30	30 mm	100 mm	100



Cable strap clip, UV resistant, black color



Catalogue Number	Type	Max. cable Ø	Dimension A	 #
H.7202AC	UP-22	22 mm	65 mm	25
H.7202C	UP-22	22 mm	65 mm	100
H.7207AC	UP-30	30 mm	100 mm	25
H.7207C	UP-30	30 mm	100 mm	100



UM TWO-PART HANDLES


 NORM PN-EN 61914

Possible to attach cables from 3 x 1 mm² to 5 x 2,5 mm²




H.7208


POSSIBILITY OF COMBINATION IN SETS
Fixing to the ground: M4 screw or ø4 mm screw

UM14  # 50
Dimensions: 40 / 33,5 / 15,5 mm


RING, RING BIS PIPE MOUNTING CLIP

 NORM PN-EN 61914


RING pipe mounting clip

Catalogue Number	Color	Type	Assembly aperture Ø	 #
H.7320	●	RING 18	8 mm	100
H.7321		RING 20		
H.7322		RING 22		
H.7323		RING 25		
H.7324		RING 28		
H.7326	●	RING 18		
H.7327		RING 20		
H.7328		RING 22		
H.7329		RING 25		
H.7330		RING 28		

RING BIS pipe mounting clip

Catalogue Number	Color	Type	Assembly aperture Ø	 #
H.7325	●	RING 22/2	8 mm	100
H.7331	●			

RING BIS type mounting clips are used for the installation of PVC pipes, PESCHEL type and the other with a max thickness of 2x22 mm

- Material - modified high density polyethylene
- Color: white or grey
- Dowel length: 30 mm
- Max. length: depending on the size, approx. 60 mm